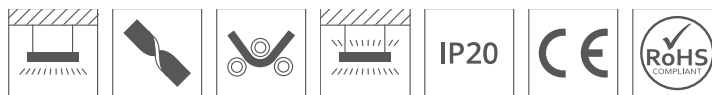



Profile GIZA-DUO-LL

Ref. A02162

Ref. arch C2162



- Ease of creating geometric figures
- Up/down lighting
- Small bending radius

APPLICATION

- decorative lighting i główne

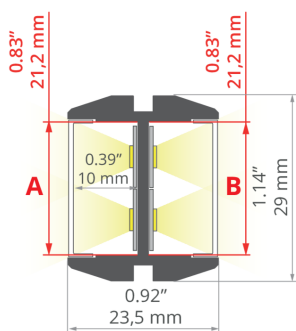
MOUNTING

- suspended, using dedicated accessories
- can be easily connected into runs and systems

ADDITIONAL INFORMATION

- standard lengths of KLUŚ profiles and covers: 1000 mm (tolerance ± 1.5 mm) and 2005 mm / 3010 mm (tolerance + 5 mm); for selected covers: 6050 mm, 10050 mm (tolerance + 5 mm)
- when choosing a different length of profiles / covers than available in the standard, you should additionally choose the cutting service at KLUŚ

TECHNICAL DRAWING



TECHNICAL SPECIFICATIONS

Material	aluminum
Possible fixture IP	20
Possible fixture shapes	polygonal
Profile cross-section	rectangular
Width	23.5 mm
Height	29 mm
LED gluing width A	21.2 mm
LED gluing width B	21.2 mm
Number of LED strips A (8 mm wide)	2
Number of LED strips B (8 mm wide)	2
Possibility of twisting	yes
Possibility of bending	yes
Minimum external radius	240 mm
Minimum internal radius	240 mm
Building type	Entertainment/ Arts, HoReCa object, Commercial, Retail
Facility zone	office, lobby / foyer, conference room, communication routes and corridors

Color	Length	Ref
■ silver anodized	1000 mm	A02162A_1 C2162ANODA_1
	2005 mm	A02162A_2 C2162ANODA_2
	3010 mm	A02162A_3 C2162ANODA_3
■ black anodized	1000 mm	A02162A07_1 C2162K7_1
	2005 mm	A02162A07_2 C2162K7_2
	3010 mm	A02162A07_3 C2162K7_3

Profile GIZA-DUO-LL

Ref. A02162

Ref. arch C2162

The cover is cut to the length of the profile	yes
Can be easily connected into runs	yes
Wire out back of extrusion	yes
Two directional lighting for suspended fixtures	yes






SAMPLE PROJECTS



PDF_KSZTALTY_REFERENCYJNE



RELATED ACCESSORIES > RELATED COVERS





NAME	MATERIAL	MATERIAL TRANSMITTANCE	COLOR	REF.
HS-22		73 %	<input type="checkbox"/> frosted	B17011M 17011
		94 %	 clear	B17011T 17022
LIGER-22		62 %	<input type="checkbox"/> frosted	B17032M 17032V1
				B17032M 17032V1OP
MUN-22		39 %	<input checked="" type="checkbox"/> black	B17032C 17087
		86 %	 semi-transparent	B17042F 17042

Profile GIZA-DUO-LL

Ref. A02162

Ref. arch C2162

RELATED ACCESSORIES > RELATED END CAPS

NAME	MATERIAL	COLOR	REF.
GIZA-DUO-LL		 gray	C24372C02 24372
		 metalized	C24372L01 24378
		 black	C24372C07 24386

RELATED ACCESSORIES > RELATED LED




K-1275-12V
K-1275-12
Ref. arch K-1275-12V



WP-K-1220-12V
KWP-1220-12
Ref. arch WP-K-1220-12V



WP-K-1220-IP65-12V
_biał
Ref. arch WP-K-1220-IP65-12V



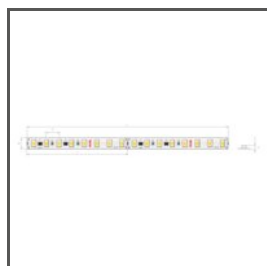
K-1275-RGB-12V
K-RGB-1275-12
Ref. arch K-1275-RGB-12V

RELATED ACCESSORIES > RELATED LED > CRI 95+




WP-K-CR-1210-24V
KWP-CR-1210-24
Ref. arch WP-K-CR-1210-24V


RELATED ACCESSORIES > RELATED LED > HIGH EFFICACY



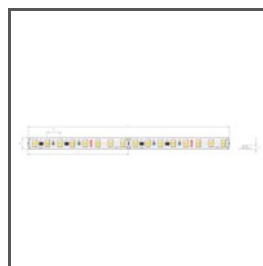
K-HE-0480-HD-24V
K-HEHD-0480-24
Ref. arch K-HE-0480-HD-24V



K-HE-0960-HD-24V
K-HEHD-0960-24
Ref. arch K-HE-0960-HD-24V



K-HE-1440-HD-24V
K-HEHD-1440-24
Ref. arch K-HE-1440-HD-24V



K-HE-1920-HD-24V
K-HEHD-1920-24
Ref. arch K-HE-1920-HD-24V

RELATED ACCESSORIES > RELATED LED > RGB / RGB-W / RGB-CTT

Profile GIZA-DUO-LL

Ref. A02162

Ref. arch C2162




K-1530-RGB+W-24V

K-RGBW-1530-24
Ref. arch K-1530-RGB+W-24V




WP-K-1530-RGB+W-24V

KWP-RGBW-1530-24
Ref. arch WP-K-1530-RGB+W-24V



K-1920-120-RGB-24V

K-RGB-1920-120-24
Ref. arch K-1920-120-RGB-24V



WP-K-1920-120-RGB-24V

KWP-1920-120-RGB-24
Ref. arch WP-K-1920-120-RGB-24V

RELATED ACCESSORIES > RELATED LED > WHITE MONO



WP-K-1640-HD-IP65-24V

KWP-GHD-1640-24
Ref. arch WP-K-1640-HD-IP65-24V



WP-K-1910-HD-IP65-24V

KWP-GHD-1910-24
Ref. arch WP-K-1910HDIP6524V



WP-K-1220-IP65-24V

KWP-1220-IP65-24
Ref. arch WP-K-1220-IP65-24V

RELATED ACCESSORIES > OTHER RELATED ACCESSORIES > CONDUCTIVE FASTENERS AND HEADS FOR PROFILES



FASTENER

OS22-LIN-Z

C28184L07, C28184L10
Ref. arch 42341L9005, 42341L9010



FASTENER

OS22-PRET-Z

C28186L07, C28186L10
Ref. arch 42344L9005, 42344L9010



FASTENER

OS22-DUO-PRET-Z

C28185L07, 42343L9010
Ref. arch 42343L9005, 42343L9010



FASTENER

OS22-DUO-LIN-Z

C28183L07, C28183L10
Ref. arch 42340L9005, 42340L9010



FASTENER

FI-8-LIN-ZMZ

C28171N00, C28171L10,
C28171L07
Ref. arch 42286, 42286L9010,
42286L9005



FASTENER

PUSZ-PRET-ZM

C28161N00, C28161L10,
C28161L07
Ref. arch 42276, 42276L9010,
42276L9005



FASTENER

PUSZ-LIN-ZM

C28160N00, C28160L10,
C28160L07
Ref. arch 42275, 42275L9010,
42275L9005

Profile GIZA-DUO-LL

Ref. A02162

Ref. arch C2162

RELATED ACCESSORIES > OTHER RELATED ACCESSORIES > FASTENERS AND HEADS FOR PROFILES



HEAD
BZP
C28113N00
Ref. arch 42213




FASTENER
FI-8-LIN-ZM
C28170N00, C28170L10,
C28170L07
Ref. arch 42285, 42285L9010,
42285L9005



FASTENER
FI-10-ZM-P
C28117N00
Ref. arch 42244



FASTENER
FI-10-ZM-W
C28116N00
Ref. arch 42242



FASTENER
UCHO-ZM
C28192N00, C28192L07
Ref. arch 42512, 42525



FASTENER
FI-8-PRET-ZM
C28189
Ref. arch 42347

RELATED ACCESSORIES > OTHER RELATED ACCESSORIES > OTHER



GLAND
6,4x3
C42264C07
Ref. arch 42264

RELATED ACCESSORIES > OTHER RELATED ACCESSORIES > PROFILE MASKING COVERS

Profile GIZA-DUO-LL

Ref. A02162

Ref. arch C2162



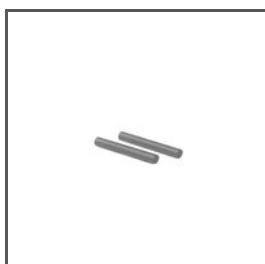
MASKING COVER

MP-22

C28261L01_0.25,
C28261L10_0.25,
C28261L07_0.25

Ref. arch 17167, 17167L9010,
17167L9005

RELATED ACCESSORIES > OTHER RELATED ACCESSORIES > SECURITY AND BLOCKS



BLOCK

ZM

C28194N00

Ref. arch 42520

RELATED ACCESSORIES > OTHER RELATED ACCESSORIES > SUSPENSION AND MOUNTING SETS



FASTENER SET

RD-1

C28231

Ref. arch 42658NI, 42658GSS,
42658L9005, 42658L9010



FASTENER SET

RG-1

C28230P00, C28230P01,
C28230L10, C28230L07
Ref. arch 42647NI, 42647GSS,
42647L9010, 42647L9005



FASTENER SET

RD-2

C28232P00, C28232P01,
C28232L10, C28232L07
Ref. arch 42653NI, 42653GSS,
42653L9010, 42653L9005



FASTENER SET

RD-3

C28233P00, C28233P01,
C28233L10, C28233L07
Ref. arch 42659NI, 42659GSS,
42659L9010, 42659L9005