

Profile GLAZA-DUO

Ref. A03059

Ref. arch C3059



- Up/down lighting
- Smooth profile walls
- Fasteners are mounted to the cover hook

APPLICATION

- main and decorative lighting

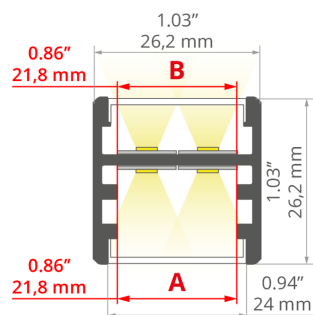
MOUNTING

- suspended, using dedicated accessories
- can be easily connected into runs and systems

ADDITIONAL INFORMATION

- standard lengths of KLUŚ profiles and covers: 1000 mm (tolerance ± 1.5 mm) and 2005 mm / 3010 mm (tolerance + 5 mm); for selected covers: 6050 mm, 10050 mm (tolerance + 5 mm)
- when choosing a different length of profiles / covers than available in the standard, you should additionally choose the cutting service at KLUŚ

TECHNICAL DRAWING



TECHNICAL SPECIFICATIONS

Material	aluminum
Color	■ silver anodized
Possible fixture IP	20
Profile cross-section	rectangular
Width	26.2 mm
Height	26.2 mm
LED gluing width A	21.8 mm
LED gluing width B	21.8 mm
Number of LED strips A (8 mm wide)	2
Number of LED strips B (8 mm wide)	2
Possibility of obtaining a line of light	yes
Building type	Residential, Entertainment/ Arts
Facility zone	kitchen, bathroom, furniture, shop windows and exhibition
Can be easily connected into runs	yes
Two directional lighting for suspended fixtures	yes

Length	Ref
1000 mm	A03059A_1 C3059ANODA_1
2005 mm	A03059A_2 C3059ANODA_2
3010 mm	A03059A_3 C3059ANODA_3

Profile GLAZA-DUO









Ref. A03059

Ref. arch C3059




SAMPLE PROJECTS



RELATED ACCESSORIES > RELATED COVERS

NAME	MATERIAL	MATERIAL TRANSMITTANCE	COLOR	REF.
LIGER-22	 PC	62 %	 frosted	B17032M 17032V1
		B17032M 17032V1OP		
HS-22	 PC	39 %	 black	B17032C 17087
		73 %	 frosted	B17011M 17011
		94 %	 clear	B17011T 17022
MUN-22	 PC	86 %	 semi-transparent	B17042F 17042

RELATED ACCESSORIES > RELATED END CAPS

NAME	MATERIAL	COLOR	REF.
GLAZA-DUO	 ABS	 gray	C24418C02 24418
		 silver	C24418L01 24452

RELATED ACCESSORIES > RELATED LED



K-1275-12V
K-1275-12
Ref. arch K-1275-12V



WP-K-1220-12V
KWP-1220-12
Ref. arch WP-K-1220-12V



WP-K-1220-IP65-12V
_błąd
Ref. arch WP-K-1220-IP65-12V

Profile GLAZA-DUO

Ref. A03059

Ref. arch C3059

RELATED ACCESSORIES > RELATED LED > WHITE MONO



WP-K-1640-HD-IP65-24V

KWP-GHD-1640-24

Ref. arch WP-K-1640-HD-IP65-24V



WP-K-1910-HD-IP65-24V

KWP-GHD-1910-24

Ref. arch WP-K-1910HDIP6524V




WP-K-1220-IP65-24V

KWP-1220-IP65-24

Ref. arch WP-K-1220-IP65-24V

RELATED ACCESSORIES > OTHER RELATED ACCESSORIES > ADDITIONAL ITEMS



CANOPY

Fi-60mm

C24540

RELATED ACCESSORIES > OTHER RELATED ACCESSORIES > CONDUCTIVE FASTENERS AND HEADS FOR PROFILES



FASTENER

OS22-LIN-Z

C28184L07, C28184L10

Ref. arch 42341L9005, 42341L9010



FASTENER

OS22-PRET-Z

C28186L07, C28186L10

Ref. arch 42344L9005, 42344L9010



FASTENER

OS22-DUO-LIN-Z

C28183L07, C28183L10

Ref. arch 42340L9005, 42340L9010



FASTENER

OS22-DUO-PRET-Z

C28185L07, 42343L9010

Ref. arch 42343L9005, 42343L9010

RELATED ACCESSORIES > OTHER RELATED ACCESSORIES > OTHER

Profile GLAZA-DUO

Ref. A03059

Ref. arch C3059



GLAND

6x1,2

C24517C07

Ref. arch 00802

RELATED ACCESSORIES > OTHER RELATED ACCESSORIES > PROFILE MASKING COVERS



MASKING COVER

MP-22

C28261L01_0.25,

C28261L10_0.25,

C28261L07_0.25

Ref. arch 17167, 17167L9010,
17167L9005