


Profile JAZ

Ref. A08547

Ref. arch B8547



- Wide lighting angle
- Hardly visible aluminum elements
- Lighting fixture with round cross-section
- Wide range of accessories

APPLICATION

- main and decorative lighting

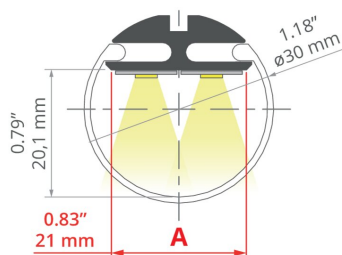
MOUNTING

- suspended, using dedicated accessories
- can be easily connected into runs and systems

ADDITIONAL INFORMATION

- standard lengths of KLUŚ profiles and covers: 1000 mm (tolerance ± 1.5 mm) and 2005 mm / 3010 mm (tolerance + 5 mm); for selected covers: 6050 mm, 10050 mm (tolerance + 5 mm)
- when choosing a different length of profiles / covers than available in the standard, you should additionally choose the cutting service at KLUŚ

TECHNICAL DRAWING



TECHNICAL SPECIFICATIONS

Material	aluminum
Color	■ silver anodized
Possible fixture IP	20
Possible fixture shapes	round
Width	22.8 mm
Height	8.38 mm
LED gluing width A	21 mm
Number of LED strips A (8 mm wide)	2
Possibility of obtaining a line of light	yes
Building type	Entertainment/ Arts, Commercial, Residential, HoReCa object
Facility zone	urban architecture, lobby / foyer, conference room
The cover is cut to the length of the profile	yes
Can be easily connected into runs	yes
Wire out back of extrusion	yes
Two directional lighting for suspended fixtures	yes

Length	Ref
1000 mm	A08547A_1 B8547ANODA_1
2005 mm	A08547A_2 B8547ANODA_2
3010 mm	A08547A_3 B8547ANODA_3

SAMPLE PROJECTS




RELATED ACCESSORIES > RELATED COVERS

NAME	MATERIAL	MATERIAL TRANSMITTANCE	COLOR	REF.
JAZ	PC	70 %	<input type="checkbox"/> frosted	B17162M 17162V1

RELATED ACCESSORIES > RELATED END CAPS

NAME	MATERIAL	COLOR	REF.
JAZ	PP	<input checked="" type="checkbox"/> gray	C24224C02 24224V1
JAZ-HQ	aluminum	<input checked="" type="checkbox"/> gray	C28219AS 42627


RELATED ACCESSORIES > RELATED LED



K-1210-12V
K-1210-12
Ref. arch K-1210-12V



K-1275-12V
K-1275-12
Ref. arch K-1275-12V




WP-K-1275-12V
KWP-1275-12
Ref. arch WP-K-1275-12V



WP-K-1220-12V
KWP-1220-12
Ref. arch WP-K-1220-12V



WP-K-1220-IP65-12V
_bład
Ref. arch WP-K-1220-IP65-12V

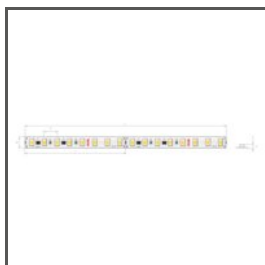


K-1275-RGB-12V

K-RGB-1275-12

Ref. arch K-1275-RGB-12V


RELATED ACCESSORIES > RELATED LED > HIGH EFFICACY



K-HE-0480-HD-24V

K-HEHD-0480-24


Ref. arch K-HE-0480-HD-24V



K-HE-0960-HD-24V

K-HEHD-0960-24

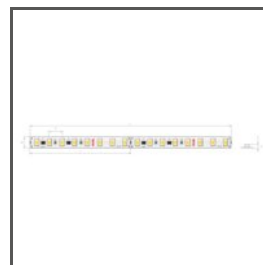
Ref. arch K-HE-0960-HD-24V



K-HE-1440-HD-24V

K-HEHD-1440-24

Ref. arch K-HE-1440-HD-24V



K-HE-1920-HD-24V

K-HEHD-1920-24

Ref. arch K-HE-1920-HD-24V

RELATED ACCESSORIES > RELATED LED > RGB / RGB-W / RGB-CTT



K-1530-RGB+W-24V

K-RGBW-1530-24

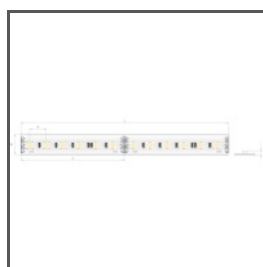
Ref. arch K-1530-RGB+W-24V



WP-K-1530-RGB+W-24V

KWP-RGBW-1530-24


Ref. arch WP-K-1530-RGB+W-24V



K-1920-120-RGB-24V

K-RGB-1920-120-24

Ref. arch K-1920-120-RGB-24V



WP-K-1920-120-RGB-24V

KWP-1920-120-RGB-24

Ref. arch WP-K-1920-120-RGB-24V

RELATED ACCESSORIES > RELATED LED > WHITE MONO



WP-K-1640-HD-IP65-24V
KWP-GHD-1640-24
Ref. arch WP-K-1640-HD-IP65-24V



WP-K-1910-HD-IP65-24V
KWP-GHD-1910-24
Ref. arch WP-K-1910HDIP6524V



WP-K-1220-IP65-24V
KWP-1220-IP65-24
Ref. arch WP-K-1220-IP65-24V

RELATED ACCESSORIES > OTHER RELATED ACCESSORIES > CONDUCTIVE FASTENERS AND HEADS FOR PROFILES



FASTENER
FI-8-LIN-ZMZ
C28171N00, C28171L10,
C28171L07
Ref. arch 42286, 42286L9010,
42286L9005



FASTENER
PUSZ-PRET-ZM
C28161N00, C28161L10,
C28161L07
Ref. arch 42276, 42276L9010,
42276L9005



FASTENER
PUSZ-LIN-MR
C28163N00, C28163L10,
C28163L07
Ref. arch 42278, 42278L9010,
42278L9005



FASTENER
PUSZ-LIN-ZM
C28160N00, C28160L10,
C28160L07
Ref. arch 42275, 42275L9010,
42275L9005

RELATED ACCESSORIES > OTHER RELATED ACCESSORIES > CONNECTORS



CONNECTOR
ZM-60
C28243N00
Ref. arch 42736

RELATED ACCESSORIES > OTHER RELATED ACCESSORIES > FASTENERS AND HEADS FOR PROFILES



FASTENER

FI-8-LIN-ZM

C28170N00, C28170L10,
C28170L07

Ref. arch 42285, 42285L9010,
42285L9005



FASTENER

FI-10-ZM-P

C28117N00

Ref. arch 42244




FASTENER

FI-10-ZM-W

C28116N00

Ref. arch 42242



FASTENER

UCHO-ZM

C28192N00, C28192L07

Ref. arch 42512, 42525



FASTENER

FI-8-PRET-ZM

C28189

Ref. arch 42347

RELATED ACCESSORIES > OTHER RELATED ACCESSORIES > OTHER



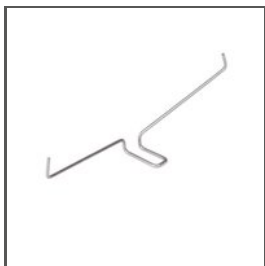
GLAND

6,4x3

C42264C07

Ref. arch 42264

RELATED ACCESSORIES > OTHER RELATED ACCESSORIES > SURFACE SPRINGS



SPRING

GP

C24500N00

Ref. arch 00293

RELATED ACCESSORIES > OTHER RELATED ACCESSORIES > SUSPENSION AND MOUNTING SETS

Profile JAZ

Ref. A08547


Ref. arch B8547



FASTENER SET

W1

C28203N00
Ref. arch 42602



FASTENER SET

W2

C28204N00
Ref. arch 42603



FASTENER SET

W6

C28205N00
Ref. arch 42604



FASTENER SET

RD-1

C28231
Ref. arch 42658NI, 42658GSS,
42658L9005, 42658L9010



FASTENER SET

RG-1


C28230P00, C28230P01,
C28230L10, C28230L07
Ref. arch 42647NI, 42647GSS,
42647L9010, 42647L9005



FASTENER SET

RD-2

C28232P00, C28232P01,
C28232L10, C28232L07
Ref. arch 42653NI, 42653GSS,
42653L9010, 42653L9005



FASTENER SET

RD-3

C28233P00, C28233P01,
C28233L10, C28233L07
Ref. arch 42659NI, 42659GSS,
42659L9010, 42659L9005



FASTENER SET

RD-4

C28234P00, C28234P01,
C28234L10, C28234L07
Ref. arch 42657NI, 42657GSS,
42657L9010, 42657L9005