


# Cover KA-PRO-12

Ref. B17066M, B17066T

Ref. arch 17066, 17067



## APPLICATION

- LED protection and light diffusion in lighting fixtures

## MOUNTING

- to the profile, by pressing

## ADDITIONAL INFORMATION

- standard lengths of KLUŚ profiles and covers: 1000 mm (tolerance  $\pm 1.5$  mm) and 2005 mm / 3010 mm (tolerance + 5 mm); for selected covers: 6050 mm, 10050 mm (tolerance + 5 mm)  
- when choosing a different length of profiles / covers than available in the standard, you should additionally choose the cutting service at KLUŚ

## TECHNICAL DRAWING



## TECHNICAL SPECIFICATIONS

|                           |          |
|---------------------------|----------|
| Material                  | PC       |
| Shape                     | flat     |
| Maximum length on request | 10000 mm |
| Width                     | 14.8 mm  |


| Color     | Length  | Light transmission | Ref                  |
|-----------|---------|--------------------|----------------------|
| ☐ frosted | 1000 mm | 74 %               | B17066M_1<br>17066_1 |
|           | 2005 mm |                    | B17066M_2<br>17066_2 |
|           | 3010 mm |                    | B17066M_3<br>17066_3 |
| ▨ clear   | 1000 mm | 94 %               | B17066T_1<br>17067_1 |
|           | 2005 mm |                    | B17066T_2<br>17067_2 |
|           | 3010 mm |                    | B17066T_3<br>17067_3 |

# Cover KA-PRO-12

Ref. B17066M, B17066T

Ref. arch 17066, 17067

## RELATED PROFILES > FOR MAIN LIGHTING




### TRIADA

A04476

Ref. arch B4476

---

## RELATED PROFILES > UNIVERSAL



### PAC-ALU

A04370

Ref. arch B4370



### STOS-ALU

A04369

Ref. arch B4369