


Protective insert TECH-50

Ref. C24532C02

Ref. arch 17125



- Protection of the inside of the profile during wet works
- Prevents profile deformation during installation
- Possibility of multiple use
- Easy assembly and disassembly by snapping in and out

APPLICATION

- protecting the inside of the profiles during finishing works

MOUNTING

- by pressing

TECHNICAL SPECIFICATIONS

Material	PVC
Color	■ gray satin

Length	Ref
1000 mm	C24532C02_1 17125_1
2000 mm	C24532C02_2 17125_2
3000 mm	C24532C02_3 17125_3

SAMPLE PROJECTS




Protective insert TECH-50


Ref. C24532C02

Ref. arch 17125

RELATED PROFILES > FOR MAIN LIGHTING



KOZEL-50
A00757
Ref. arch C0757



KOZUS-50
A00958
Ref. arch C0958