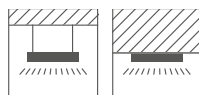



Profile TETRA-43

Ref. A04478

Ref. arch W4476



- Mounting track
- Easy servicing of the TRIADA Profile
- Cable management space

APPLICATION

- makes mounting and service of the TRIADA profile easy

MOUNTING

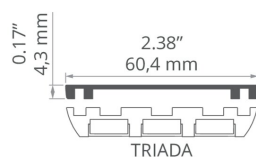
- to the surface or suspended, using dedicated accessories or properly selected screws
- can be easily connected into runs and systems

ADDITIONAL INFORMATION

- standard lengths of KLUŚ profiles and covers: 1000 mm (tolerance ± 1.5 mm) and 2005 mm / 3010 mm (tolerance $+ 5$ mm); for selected covers: 6050 mm, 10050 mm (tolerance $+ 5$ mm)
- when choosing a different length of profiles / covers than available in the standard, you should additionally choose the cutting service at KLUŚ

TECHNICAL DRAWING

1:2



TECHNICAL SPECIFICATIONS

Material	aluminum
Color	 silver anodized
Profile cross-section	rectangular
Width	60.4 mm
Height	4.3 mm
Building type	Commercial, Residential, HoReCa object, Entertainment/ Arts
Facility zone	industrial and technical
Can be easily connected into runs	yes
Wire out back of extrusion	yes


Length	Ref
1000 mm	A04478A_1 W4476ANODA_1
2005 mm	A04478A_2 W4476ANODA_2
3010 mm	A04478A_3 W4476ANODA_3

Profile TETRA-43

Ref. A04478

Ref. arch W4476

RELATED PROFILES > FOR MAIN LIGHTING



TRIADA

A04476

Ref. arch B4476

RELATED ACCESSORIES > RELATED END CAPS

NAME		MATERIAL	COLOR	REF.
TETRA-43		PP	gray	C24044C02 24044
			silver	C24044L01 24058

RELATED ACCESSORIES > OTHER RELATED ACCESSORIES > CONDUCTIVE FASTENERS AND HEADS FOR PROFILES



FASTENER

PUSZ-PRET-MR

C28166N00, C28166L10,
C28166L07

Ref. arch 42281, 42281L9010,
42281L9005



FASTENER

PUSZ-LIN-MR

C28163N00, C28163L10,
C28163L07

Ref. arch 42278, 42278L9010,
42278L9005



FASTENER

PUSZ-LIN-LEB

C28162N00, C28162L10,
C28162L07

Ref. arch 42277, 42277L9010,
42277L9005



FASTENER

PUSZ-LIN-ZD

C28164N00, C28164L10,
C28164L07

Ref. arch 42279, 42279L9010,
42279L9005

RELATED ACCESSORIES > OTHER RELATED ACCESSORIES > FASTENERS AND HEADS FOR PROFILES



HEAD

BZP

C28113N00

Ref. arch 42213

RELATED ACCESSORIES > OTHER RELATED ACCESSORIES > LATCHES

Profile TETRA-43

Ref. A04478

Ref. arch W4476



LATCH

TEKNIK

C24003C10

Ref. arch 24003

RELATED ACCESSORIES > OTHER RELATED ACCESSORIES > OTHER



GLAND

6x1,2

C24517C07

Ref. arch 00802

RELATED ACCESSORIES > OTHER RELATED ACCESSORIES > SUSPENSION AND MOUNTING SETS



FASTENER SET

W1

C28203N00

Ref. arch 42602



FASTENER SET

W2

C28204N00

Ref. arch 42603



FASTENER SET

W6

C28205N00

Ref. arch 42604